



# PEARL RIVER COMMUNITY COLLEGE

## One Login Password Management & MFA

### Where do I Start?

1. **FROM A COMPUTER:** Begin your OneLogin experience by visiting the following site:  
<https://prcc.onelogin.com>

- > Enter your current River Guide username and click Continue.
- > Then enter your password and then click Continue

2. You have the option to ***Begin Setup*** for your MFA or ***Skip for Now***. You will only have a short period of time to skip this before MFA is required. **IF YOU CHOOSE "BEGIN SETUP", YOU HAVE TO COMPLETE THE OPTIONS BELOW!**



3. If you clicked the "Begin Setup", you will now need to select your Authentication Factor **"PRCC Security"**



# PEARL RIVER COMMUNITY COLLEGE

**PEARL RIVER**

Select Authentication Factor

	PRCC Security	+
	VIP Access	+

## Install the OneLogin Protect APP on your Mobile Device

- On your mobile device install the OneLogin Protect App from the Google Play or Apple App stores. Also, for an easier user experience allow push notifications on your mobile device for an easier way to Accept the login sessions.

PRCC Security

1

Download and install OneLogin Protect on your device

Download on the App Store


GET IT ON Google Play

2


When the app is installed, come back to this screen and click **Activate**

Activate

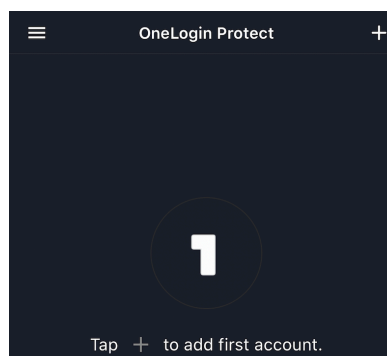
For iPhone



For Android



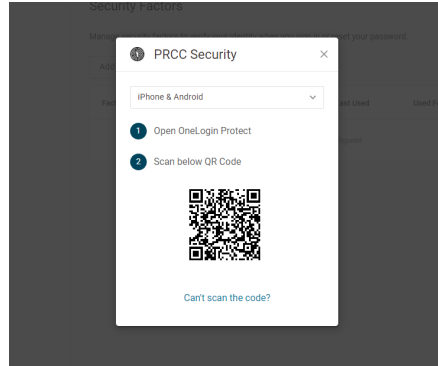
- Once you have installed the OneLogin Protect app Select **Activate** on your computer screen.
- Open the OneLogin Protect app on your mobile device and click the + to add



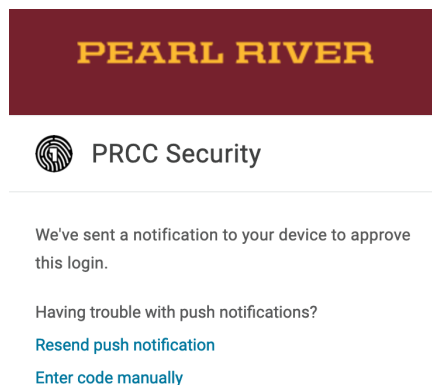
- Scan the QR code displayed on your computer screen.



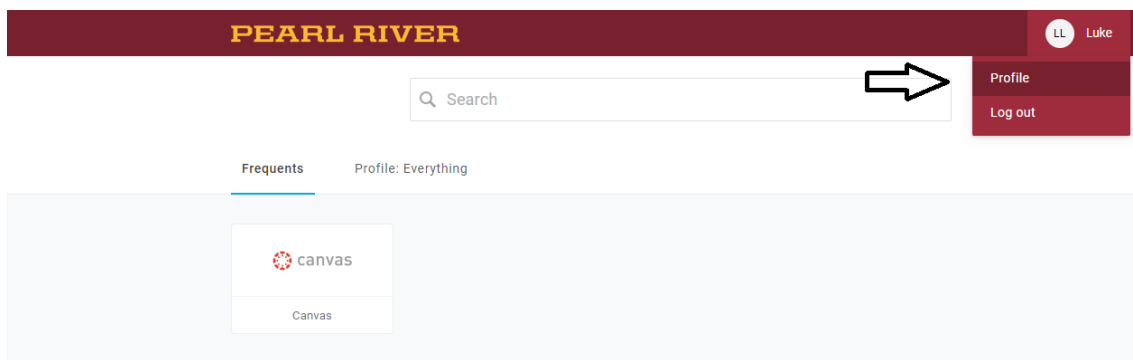
# PEARL RIVER COMMUNITY COLLEGE



8. You will then be automatically logged into the new PRCC Portal.
9. From now on, you will need to Accept the push notification from the OneLogin Protect App on your mobile device or enter the code shown on the App manually



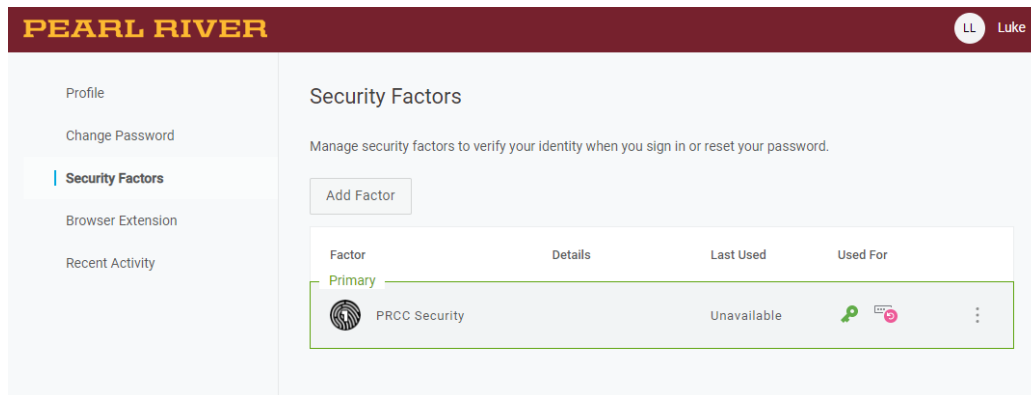
10. Once logged in you will be able to verify your **Security Factors** as well as **Change your Password** by clicking on your **Profile** as shown below






# PEARL RIVER COMMUNITY COLLEGE

11. The **PRCC Security** factor and location to ***Change Password*** are below:



## Post Login Instructions

12. All applications assigned to your role will now be visible upon authentication into the OneLogin Portal. **MAKE SURE TO CLICK ON THE PROFILE: PRCC TO SEE ALL YOUR TILES**



13. Any and all additional applications will become visible according to your role.