







## Enrollment by District 2018

Term 		Fall 2018	
Term 		Students	Percent
 In-District		3775	78.06%
Forrest		746	19.76%
Lamar		856	22.68%
Pearl River		1239	32.82%
Marion		352	9.32%
Hancock		480	12.72%
Jefferson Davis		102	2.70%
 Out-of-District		737	15.24%
 Out-of-State		316	6.53%
 Out-Of-Country		8	0.17%
Grand Total		4836	100.00%