



Graduate Report 2013-2014

2013-2014 Exit Survey of Graduates

Graduating students are issued an exit survey in an ongoing effort to obtain information concerning the students' educational experience at Pearl River Community College (PRCC). PRCC is committed to making improvements in the programs and services offered to students. Therefore, an online survey was administered in December 2013 and April 2014. Students who applied for graduation were sent an email with a link allowing access to the online survey. The response rate for 2013-2014 was seventeen (17) percent with 160 of 944 graduates responding to the survey. A summary of the results is provided below.

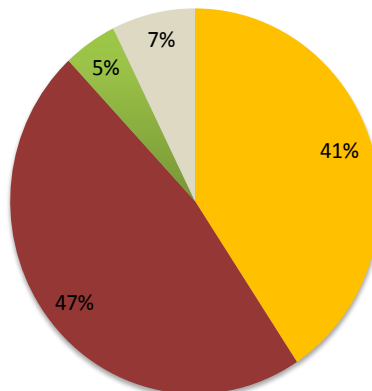
Survey results indicate that the three top reasons for selecting PRCC were as follows:

1. Its convenient location
2. The good reputation of the institution
3. The selection of course offerings

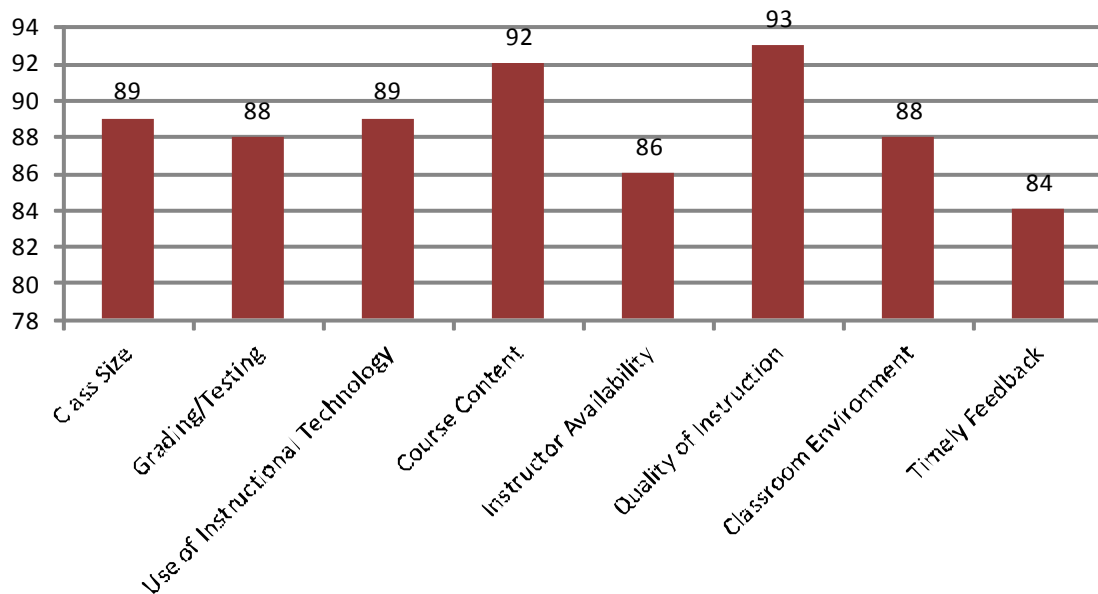
A majority of students (99 percent) completing the survey indicated that they had established personal goals for their education and 100 percent of those students indicated that they had met either all or some of their personal educational goals while attending PRCC.

The chart below illustrates the primary reasons students completed their program or course of study at PRCC:

■ University transfer credit
■ Job preparation
■ Improvement of current job skills
■ Personal enrichment

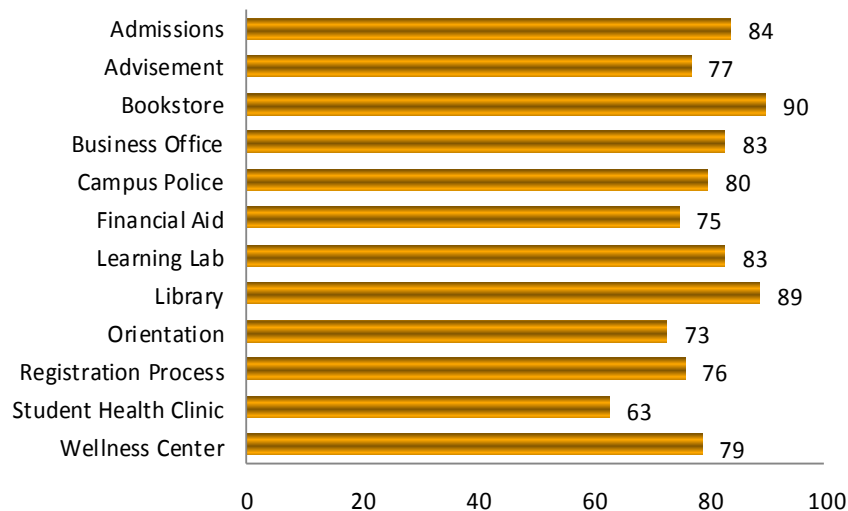


Several questions about faculty instruction, availability for consultation, and concern for students were asked. The majority of students surveyed (94 percent) indicated that PRCC faculty members were concerned or very concerned about both the intellectual development and personal development of their students. Eighty-six (86) percent of graduating students surveyed indicated satisfaction with availability of instructors outside of class. The following illustration indicates the percentages of students who rated various aspects of instruction as **good** or **very good**:



Preparation for a technological world is important to PRCC students as indicated by 82 percent of students surveyed, and 78 percent of graduating students surveyed were satisfied with the technological preparation they received as a student at PRCC.

The illustration below reflects the level of student satisfaction as **satisfied** or **very satisfied** with college services provided while they were attending PRCC:



According to survey responses, 68 percent of students completing survey were employed while attending PRCC. Forty-two (42) percent indicated that they had worked between 16 and 39 hours while enrolled at PRCC. Fifteen (15) percent of students surveyed indicated that they had worked 40 or more hours while attending PRCC.

Eighty (80) percent of students surveyed indicated that they were satisfied or very satisfied with the diversity experienced at PRCC. Results of the survey indicated that 80 percent of graduating students who completed the survey indicated that they had felt a sense of belonging while attending PRCC. Of the graduating students surveyed, 87 percent indicated that they would choose to attend PRCC again.

Note: The following strategies to improve survey response rates for graduates were implemented:

Enlisted support of select faculty members and head residents to encourage participation in the survey

Posted flyers in high traffic locations, dormitories, and computer/learning labs announcing the survey and requesting participation

Demographics of Survey Respondents

944 graduates*

161 respondents

67% - Age 25 or under

66% - Female / 34% - Male

70% White / 27% Black / 3% Other

**Based upon information received from Graduation Clerk to Vice President for General Education–May 2014*