



Graduate Report 2012-2013

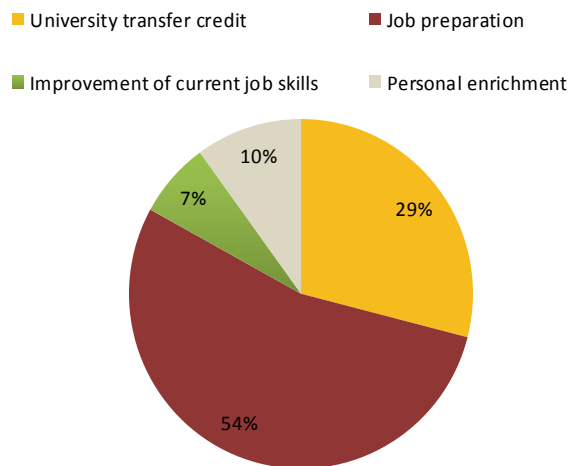
2012-2013 Exit Survey of Graduates

An exit survey is given to graduating students in an ongoing effort to obtain information concerning the students' educational experience at Pearl River Community College (PRCC). Information obtained is used to help make improvements in the programs and services offered at PRCC.

Prior to graduation, an online survey was administered in December 2012 and April 2013. An email with a link allowing access to the online survey was sent to students who had applied for graduation. The response rate for 2012-2013 was twenty (20) percent with 203 of 944 graduates responding to the survey. A summary of the results is provided below.

Survey results indicate that the three main reasons for selecting PRCC were the good reputation of the institution, its convenient location, and the selection of course offerings. Ninety-seven (97) percent of students completing the survey indicated that they had established personal goals, and ninety seven (97) percent of those students indicated that they had met either all or some of their personal goals while attending PRCC.

Fifty-four (54) percent of students indicated that they completed a program at Pearl River Community College in order to prepare for a job they wanted, while twenty-nine (29) percent indicated interest in transfer credit to continue their education at a university. The chart below illustrates the primary reasons students completed their program or course of study at PRCC:



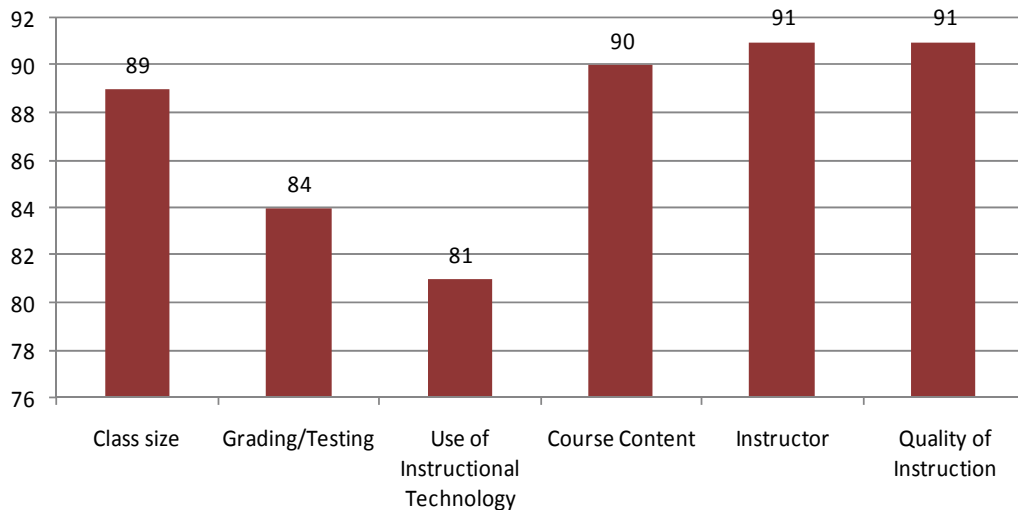
Ninety-eight (98) percent of graduating students indicated that their experience at PRCC had prepared them for either entering the workforce, improving their skills, or continuing their education at an institution of higher learning.

Note: forty-two (42) percent of students who responded were pursuing an AA degree.

Forty-seven (47) percent of students who responded were pursuing an AAS degree.

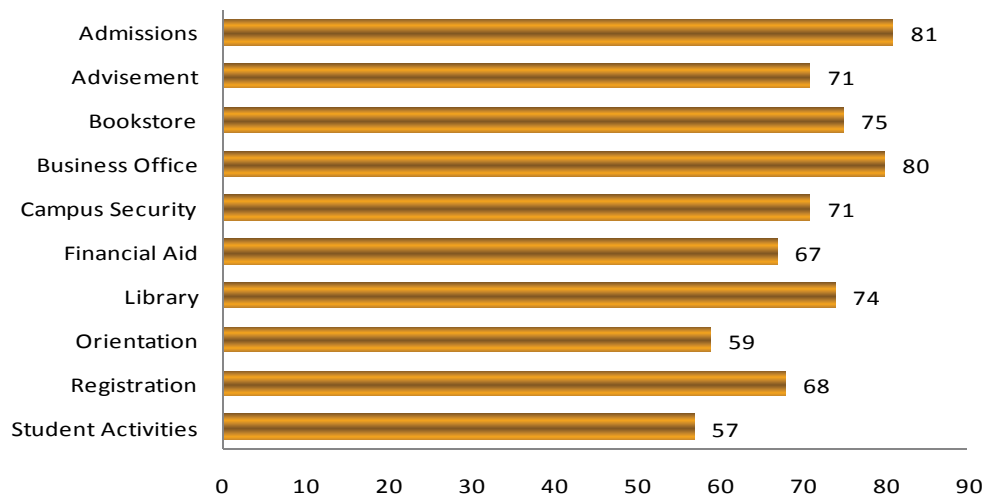
Ten (10) percent of students who responded were pursuing a Certificate of Proficiency.

Several questions about faculty instruction, availability for consultation, and concern for students were asked. The majority of students surveyed (93%) indicated that PRCC faculty members were concerned about both the intellectual development and personal development of their students. While eighty-five (85) percent of students indicated that having access to faculty outside of class was important to them, eighty (80) percent of graduating students surveyed indicated satisfaction with availability of instructors outside of class. The following illustration indicates the percentages of students who rated various aspects of instruction as **good** or **very good**:



Preparation for a technological world is important to PRCC students as indicated by 81 percent of students surveyed, and 78 percent of graduating students surveyed were satisfied with the technological preparation they received as a student at PRCC.

The illustration below reflects the level of student satisfaction as **satisfied** or **very satisfied** with college services provided while they were attending PRCC:



Students completing the survey indicated that 70 percent were employed while attending PRCC. Forty– three (43) percent of students surveyed indicated that they had worked between 16 and 39 hours while enrolled at PRCC, and 16 percent worked 40 or more hours while attending.

Sixty (60) percent of students surveyed indicated that they considered the opportunity to interact with students from diverse backgrounds an important aspect of their educational experience, and 65 percent of students surveyed indicated that they were satisfied with the diversity experienced at PRCC. Results of the survey indicated that a sense of belonging while attending PRCC was important to 67 percent of students surveyed, and 69 percent of graduating students who completed the survey indicated that they had felt a sense of belonging while attending PRCC. Of the graduating students surveyed, 81 percent indicated that they would choose to attend PRCC again.

Note: *Strategies to improve survey response rates for graduates include, but are not limited to, the following:*

- *Enlist support of select faculty members, coaches, and head residents to encourage participation in the survey*
- *Post flyers in high traffic locations, dormitories, and computer/learning labs announcing the survey and requesting participation*

Demographics of Survey Respondents

944 graduates*

203 respondents

54% - Age 25 or under

72% - Female / 28% - Male

76% White / 20% Black / 4% Other

**Based upon Banner information–July 2013*